

**O/o GM (NOFN)**

Room No. 613, 6th Fl.,  
Bharat Sanchar Bhavan,  
Janpath, New Delhi-110001  
Phone: 011-23319178  
Fax: 011-23326663



**भारत संचार निगम लिमिटेड**  
(भारत सरकार का उपक्रम)

**BHARAT SANCHAR NIGAM LIMITED**  
(A Govt. of India Enterprise)

1-35/2014/NOFN/PLB

Dated: 15.01.2015

To:-

The CGM

A&N/Assam/Bihar/Chhattisgarh/Haryana/J&K/Karnataka/Kerala/M.P./  
Maharashtra/Punjab/Rajasthan/UP(E)/UP(W)/Uttarakhand/  
W. Bengal/CTD Telecom Circles

**Sub: Modification/ clarification regarding pre cast RCC  
chamber**

**Ref: BBNL letter no.23-3/2014/Project/26 dtd 15-12-2014.**

Kindly refer to this office letter no 1-20/2013-NOFN dated  
30-5-13 vide which modified E.I. with addendums issued by BBNL,  
was circulated to all Circles for NOFN project.

In this regard, kindly find enclosed h/w modified  
specifications issued by BBNL vide above referred letter, for the  
precast RCC chamber for implementation in the NOFN Project.

Copy enclosed: A/A

  
AGM (NOFN-Pig-III)



# Bharat Broadband Network Limited

Corporate Office

3<sup>rd</sup> Floor, C-DOT Campus, Mandi Gaon Road, Mehrauli, Delhi-110030

23/c

No. 23-3/2014/Project/26

Dated: 15-12-2014

To,

All Zonal CGMs BBNL  
GM (NOFN), BSNL/PGCIL/Railtel

## Modifications/Clarifications regarding pre cast RCC Chamber

The specifications of the Pre-cast RCC chamber given at Clause 5.1 at Page 16 of Engineering Instruction issued by BBNL were at variance with the specification listed in Figure 4 on page 31 in respect of dimensions of the chambers. Besides, the specifications of some of the parts were not spelt out in complete detail. Also, queries have been received from field units for removal of the inconsistency and giving the detailed specifications of various parts.

The matter has been examined at BBNL Corporate Office and accordingly it is clarified that the dimensions of the Pre-cast RCC chamber shall be as per the attached **Annexure-1, 2, 3**. These would replace **Figure-4** at Page 31 of the Engineering Instructions. Also the clause 5.1 page 16 shall stand modified as follows

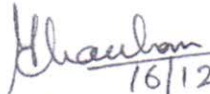
*For fixing pre-cast RCC chamber, first a pit of size 2 m x 2 m x 1.8 m depth shall be required to be dug. Pre cast RCC chamber shall consist of three parts*

- a) Round base plate of 120 cm diameter and 4 cm thickness.*
- b) Full round RCC joint chamber with outer diameter of 110 cm and height 50 cm and thickness of 5 cm.*
- c) Round top cover of 120 cm diameter and 4 cm thickness in two halves having one handle for each half in centre and word "BBNL OFC" engraved on it.*

*After fixing the pre-cast RCC joint chamber, it should be filled with clean sand before closing. Back filling of joint chamber pit with excavated soil shall be carried out in the end. {For detailed specification and diagram kindly refer **Figure-4 (1), (2), (3)**}.*

{The above modifications in clause 5.1 and Figure-4 of the Engineering Instructions is for kind information and necessary action accordingly by all concerned. This supersedes letter No. 23-3/2014/Project/14 dated 07-07-2014 issued earlier.

This is issued with the approved of competent authority.

  
16/12/14  
(M K Chauhan)  
Sr. GM (Project)

Copy for information and n/a to:

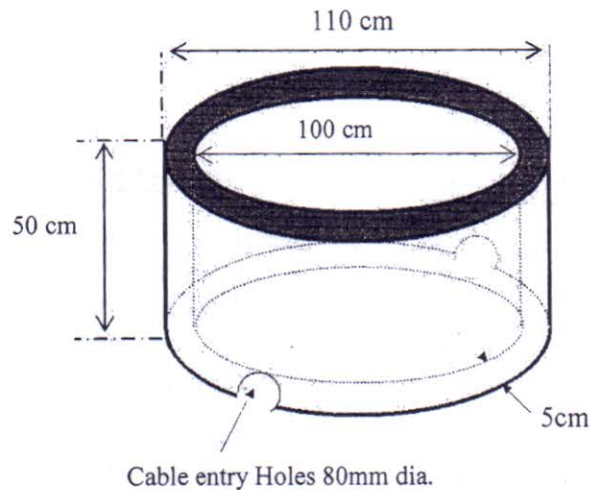
1. Shri Ranjan Ghosh (NOFN), BSNL Corporate Office, New Delhi
2. Shri Ramesh Chandra, GM (NOFN), Railtel Corporation of India Ltd, New Delhi
3. Shri Babu Varghese, GM (NOFN), Powergrid Corporation of India Ltd, New Delhi

Copy for kind information to:

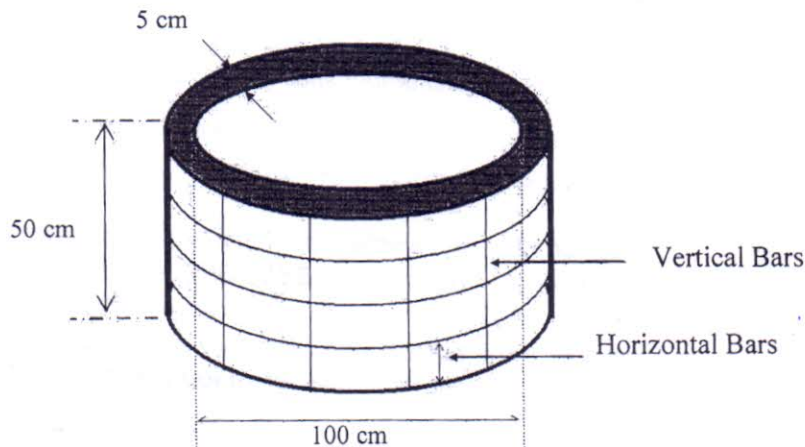
1. Director (Planning) / Director(O) BBNL.
2. CGM(WM)

Figure-4.1

**TECHNICAL SPECIFICATION AND REINFORCEMENT DETAILS OF  
PRECAST RCC CHAMBER- RINGS/COLLAR**



**REINFORCEMENT DETAILS**



**Specifications**

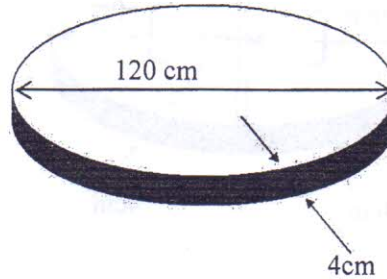
1. Inner diameter : 100 cm
2. Outer diameter : 110 cm
3. Height : 50 cm (2 rings of 25 cm each or 1 ring of 50cm)
4. Thickness : 5 cm
5. Two number of 80 mm diameter semicircular holes for cable entry diametrically opposite to each other at bottom end of the collar.
6. RCC Rings shall be NP-2 Class. The ring may be supplied either as two rings of 25cm each or as one ring of 50 cm. One single ring shall be preferably.

**Reinforcement details**

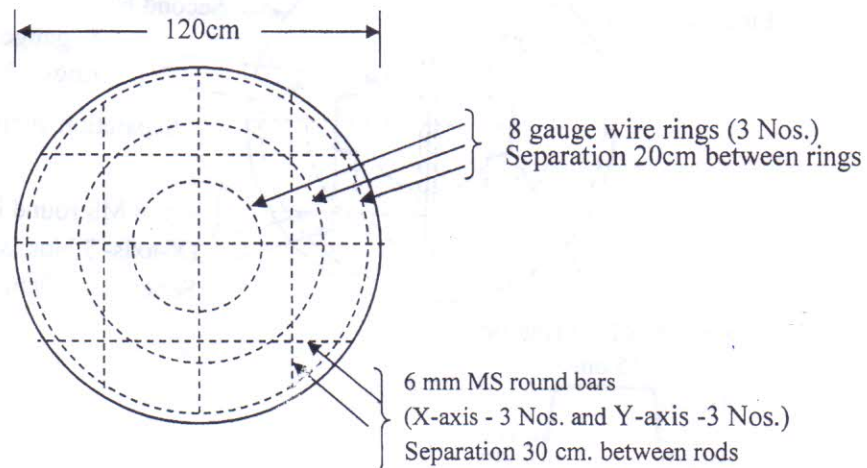
1. 6mm Horizontal Iron round rings - 4Nos
2. 6mm Vertical bars- 12Nos
3. 12 Gauge GI wire mesh to be rapped before reinforcing the concrete.
4. Concrete Mix: 1:2:3 ( 1 cement: 2 sand : 3 graded stone aggregate 20mm nominal size)
5. Finishing: smooth

Figure-4.2

**TECHNICAL SPECIFICATION AND REINFORCEMENT DETAILS**  
**PRECAST RCC CHAMBER-ROUND BASE PLATE**



**REINFORCEMENT DETAILS**

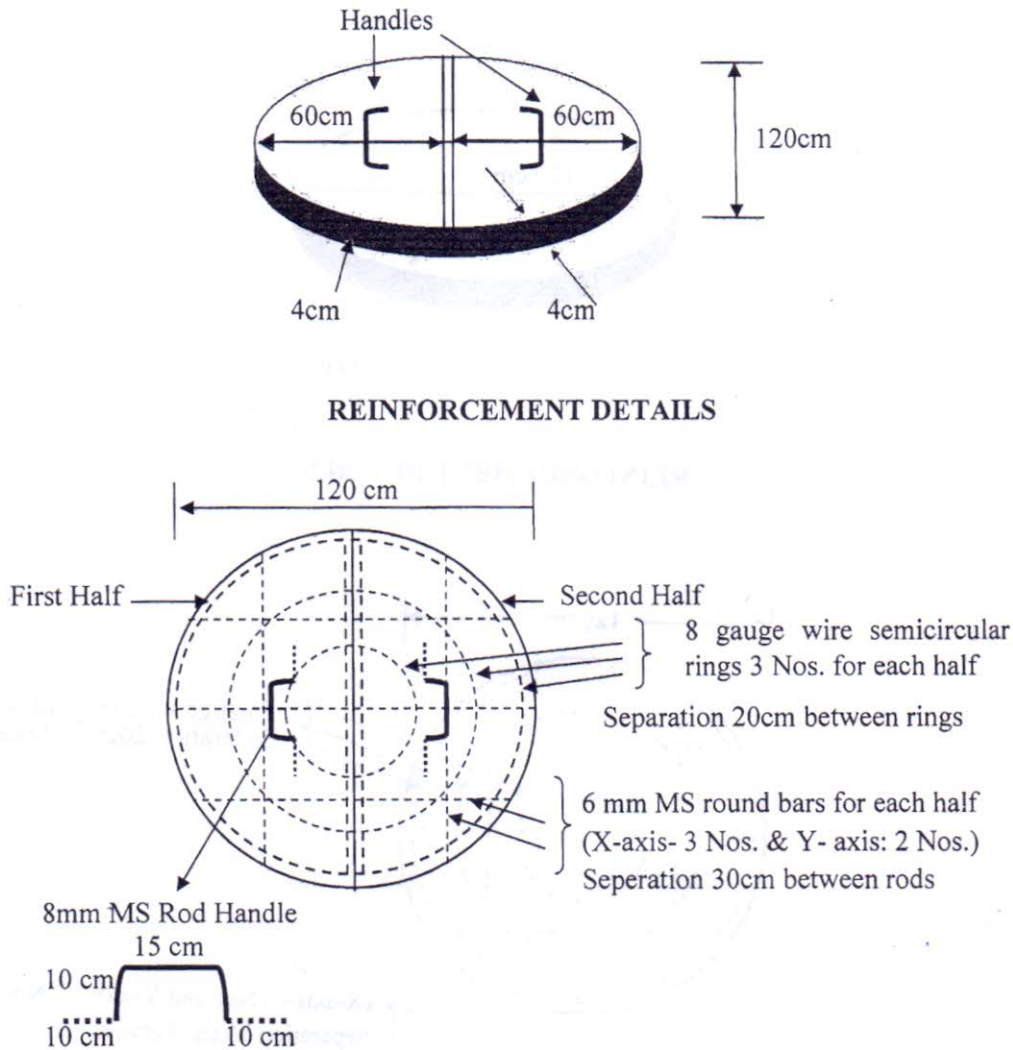


**Specifications and Reinforcement Details**

1. 120 cm outer diameter circular plate with 4 cm thickness.
2. 8 gauge wire rings -3 Nos. at equidistance.
3. The separation of 6mm MS round rings shall be about 20cm between the rings.
4. 6 mm MS round bars on X axis - 3Nos and on Y axis - 3Nos.
5. 6 mm MS round bars separation shall be about 30 cm.
6. Concrete Mix – 1:2:3 ( 1 cement : 2 sand : 3 graded stone aggregate 20 mm nominal size)
7. Finishing: smooth.
8. The base plate can be supplied in two halves also. However in such cases 6 mm MS round bars shall be 3 Nos. on X axis and 2 Nos. on Y axis.

Figure-4.3

**TECHNICAL SPECIFICATION AND REINFORCEMENT DETAILS OF  
PRECAST RCC CHAMBER-ROUND TOP COVER**



**Specifications and Reinforcement Details**

1. Two numbers of semicircular plates of 120 cm diameter (60 cm radius)
2. 8 gauge wire semicircular rings 3 Nos. for each half. Separation between the rings shall 20 cm.
3. 6 mm MS round bars X-axis: 3 Nos. and Y- axis: 2 Nos. for each half. Separation between the bars shall be 30 cm.
4. One handle shall be provided for each half in centre for handling and for smooth opening of joint Chamber. The hooks size shall be of size 15 cm x 10cm of 8 mm MS rod and properly secured with the reinforcement.
5. The word "BBNL OFC" shall be engraved on each half.
6. Concrete Mix : 1:2:3 ( 1 cement: 2 sand : 3 graded stone aggregate 20mm nominal size)
7. Finishing : smooth